

# UW-MADISON

## 2006-07 EXTRAMURAL SUPPORT HIGHLIGHTS

### A. Total Gifts and Grants:

Between August 1, 2006 and July 31, 2007, UW-Madison received a total of \$1,028.6 million in extramural gift and grant awards. Federal awards provided 55% of this total while non-federal awards accounted for 45%. Approximately 70% of the awards were for research.

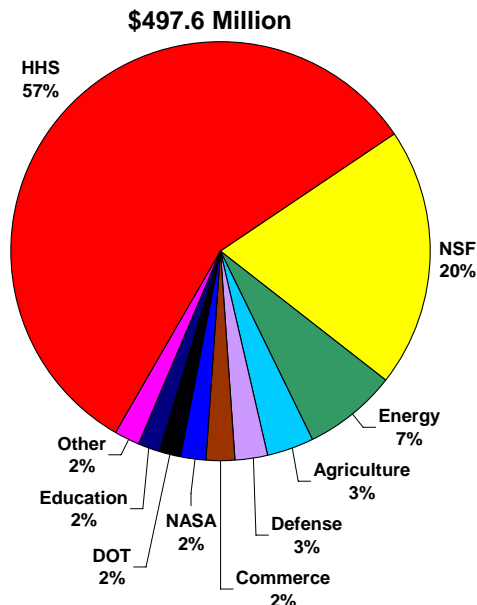
**2006-07 Extramural Support  
by Funding Source and Activity  
(in millions)**

Activity	Non-Federal	Federal	Total
Research	\$227.1	\$497.6	\$724.7
Other	\$236.1	\$67.8	\$303.9
TOTAL	\$463.2	\$565.4	\$1,028.6

### B. Federal Support for Research:

Nine federal agencies provided approximately 98% of the \$497.6 million that UW-Madison received in federal support for research. Two agencies, the Department of Health and Human Services and the National Science Foundation, accounted for more than three-fourths of support.

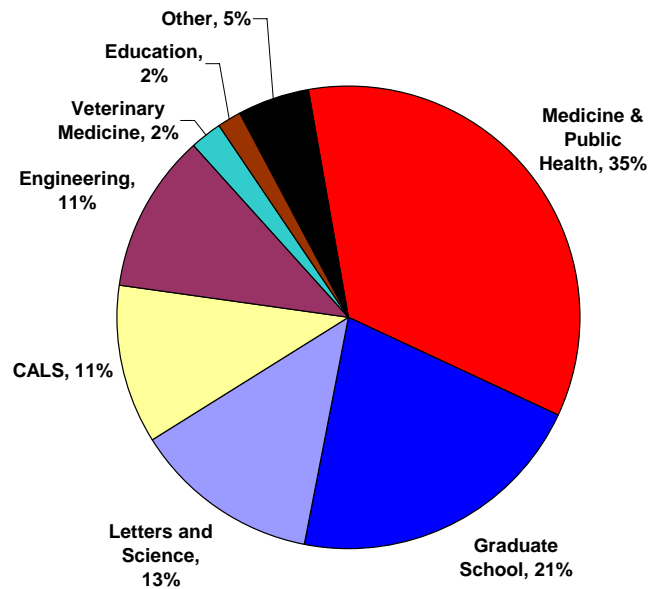
**2006-07 Federal Research Awards  
by Agency**



### C. Total Research Awards by School/College:

Seven schools and colleges received approximately 95% of all awards for research. Two schools accounted for more than half of all research awards.

**2006-07 Distribution of Research Awards  
Across Schools and Colleges**



### D. Total Research Awards by Department:

The five departments with the largest research award totals were:

Medicine	\$50.2 m
Space Science & Engineering Center	\$39.2 m
Primate Research Center	\$27.6 m
Biochemistry	\$25.7 m
Engineering Experimental Station	\$23.5 m

### E. Percent of Faculty Research Award Funding by Divisional Affiliation:

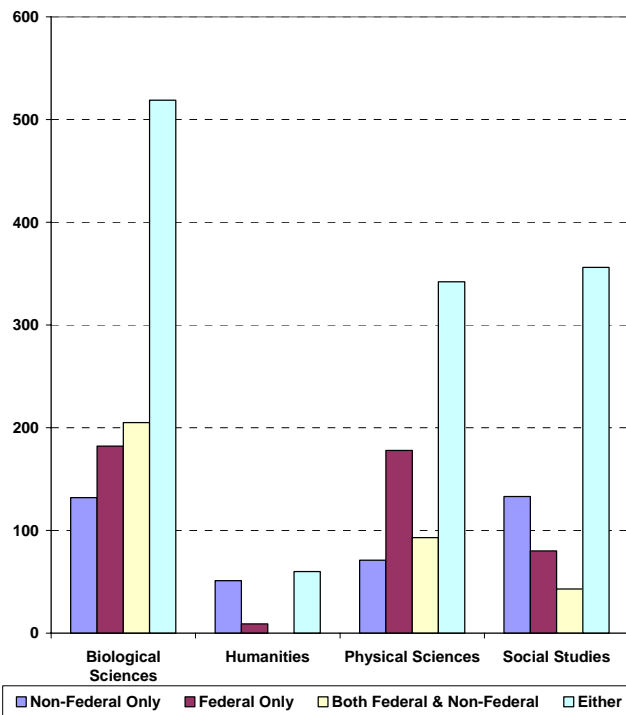
- Biological Sciences - 49%
- Humanities - Less than 1%
- Physical Sciences - 35%
- Social Sciences - 16%

**F. Percent of Faculty Receiving Research Awards:**

*By Title:* Approximately 55% of Professors, 50% of Associate Professors, and 52% of Assistant Professors received research awards.

*By Funding Source:* Of all faculty members, 53% received research awards with 33% receiving non-federal awards and 36% receiving federal awards.

**2006-07 Number of Faculty Receiving Extramural Research Support by Fund Source and Divisional Affiliation**



**G. Distribution of All Faculty Awards:**

The largest combined federal and non-federal award total for an individual faculty member was \$19.1 million. The median award total was \$166,214. The following chart shows the distribution of award totals:

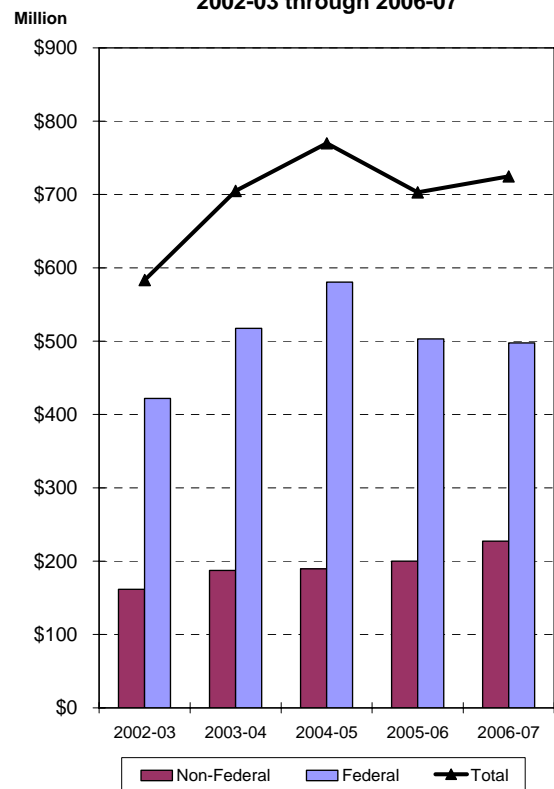
Faculty Award Totals	Frequency	Cumulative %
\$0 - \$10,000	122	10%
\$10,001 - \$100,000	362	41%
\$100,001 - \$250,000	224	60%
\$250,001 - \$500,000	226	79%
\$500,001 - \$1,000,000	152	91%
More than \$1,000,000	101	100%

**H. Annual Comparisons:**

From 2005-06 to 2006-07, non-federal research awards increased by 14% (\$27 million) while federal research awards decreased by -1% (-\$5.4 million). Total research awards increased by 3.1% (\$21.6 million).

Since 2002-03, non-federal research awards have increased by \$65 million at an average rate of 9% per year. Federal research awards have increased by \$75 million during that period at an average rate of 4% per year.

**Extramural Research Support 2002-03 through 2006-07**



**I. Research and Development Expenditures:**

*All Institutions*

Type of Expenditures	Rank	Amount
Total R&D	2	\$831.9 m
Federally Financed R&D	5	\$491.8 m
Non-Federally Financed R&D	1	\$340.0 m

Source: National Science Foundation Academic Research and Development Expenditures Fiscal Year 2006

Prepared by the Office of Budget, Planning and Analysis