

UW-MADISON

2005-06 EXTRAMURAL SUPPORT HIGHLIGHTS

A. Total Gifts and Grants:

Between August 1, 2005 and July 31, 2006, UW-Madison received a total of \$892.6 million in extramural gift and grant awards. Federal awards provided 62% of this total while non-federal awards accounted for 38%. Approximately 79% of the awards were for research.

2005-06 Extramural Support by Funding Source and Activity (in millions)

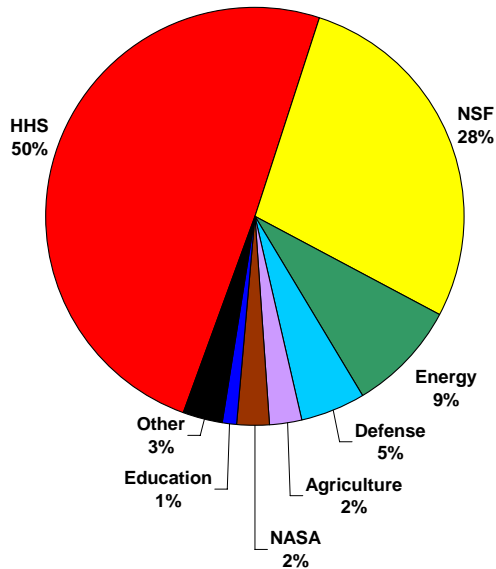
Activity	Non-Federal	Federal	Total
Research	\$200.0	\$503.0	\$703.0
Other	<u>\$139.7</u>	<u>\$49.9</u>	<u>\$189.6</u>
Total	\$339.7	\$552.9	\$892.6

B. Federal Support for Research:

Seven federal agencies provided approximately 97% of the \$503 million that UW-Madison received in federal support for research. Two agencies, the Department of Health and Human Services and the National Science Foundation, accounted for more than three-fourths of support.

2005-06 Federal Research Awards by Agency

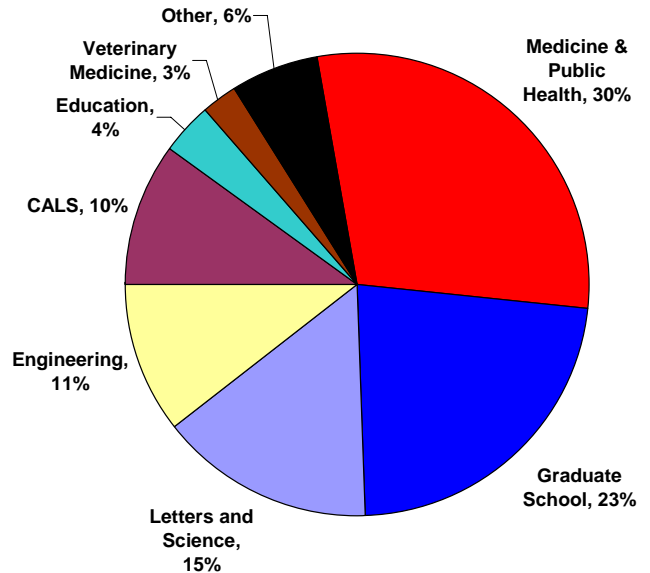
\$503 Million



C. Total Research Awards by School/College:

Seven schools and colleges received approximately 94% of all awards for research. Two schools accounted for more than half of all research awards.

2005-06 Distribution of Research Awards Across Schools and Colleges



D. Total Research Awards by Department:

The five departments with the largest research award totals were:

Space Science & Engineering Center	\$65.2 m
Medicine	\$44.7 m
Engineering Experimental Station	\$28.6 m
Physics	\$26.7 m
Wisconsin Center for Education Research	\$23.0 m

E. Percent of Faculty Research Award Funding by Divisional Affiliation:

- Biological Sciences - 43%
- Humanities - 1%
- Physical Sciences - 43%
- Social Sciences - 13%

F. Percent of Faculty Receiving Research Awards:

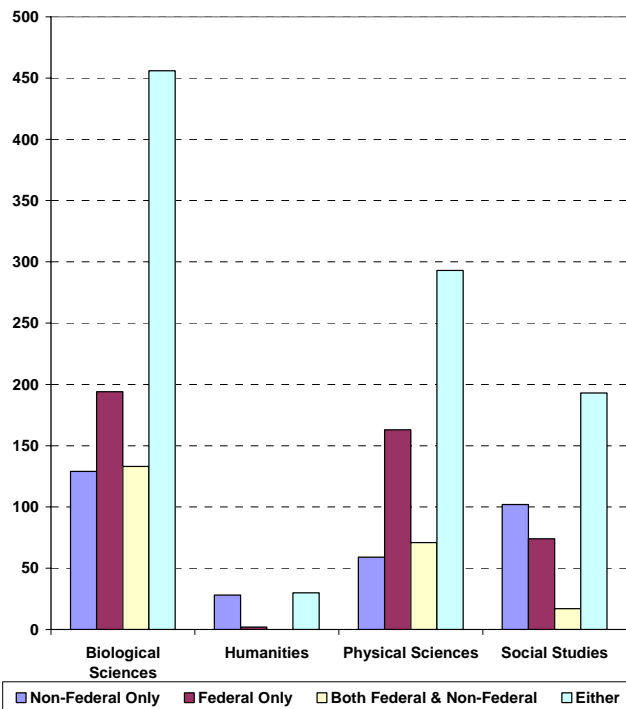
By Title: Approximately 47% of Professors, 43% of Associate Professors, and 38% of Assistant Professors received research awards.

By Funding Source: Of all faculty members, 44% received research awards with 24% receiving non-federal research awards and 30% receiving federal research awards.

2005-06 Percent of Faculty Members Receiving Extramural Research Support by Fund Source and Divisional Affiliation

Divisional Affiliation	Percent of Faculty Receiving:			Any Type of Award
	Non-Federal Only	Federal Only	Both	
Biological Sciences	18%	28%	19%	65%
Humanities	7%	0%	0%	7%
Physical Sciences	12%	32%	14%	58%
Social Studies	17%	13%	3%	33%
All Faculty	14%	20%	10%	44%

2005-06 Number of Faculty Members Receiving Extramural Research Support by Fund Source and Divisional Affiliation



G. Distribution of All Faculty Awards:

The largest combined federal and non-federal award total for an individual faculty member was \$13.9 million. The median award total was \$171,610. The

distribution of award totals is shown in the following chart:

Faculty Award Totals	# of Faculty	Cumulative %
\$10,000 or less	109	11%
\$10,001 - \$100,000	296	40%
\$100,001 - \$250,000	173	57%
\$250,001 - \$500,000	207	78%
\$500,001 - \$1,000,000	120	90%
More than \$1,000,000	102	100%

H. Annual Comparisons:

From 2004-05 to 2005-06, non-federal research awards increased by 6% (\$10.4 million) while federal research awards decreased by -13% (-\$77.2 million). Total research awards decreased by -9% (-\$66.8 million).

Since 2001-02, non-federal research awards have increased by \$53 million at an average rate of 6% per year. Federal research awards have increased by \$88 million during that period at an average rate of 7% per year.

Extramural Research Support 2001-02 through 2005-06

