

**UW-MADISON**

**2000-01 EXTRAMURAL SUPPORT HIGHLIGHTS**

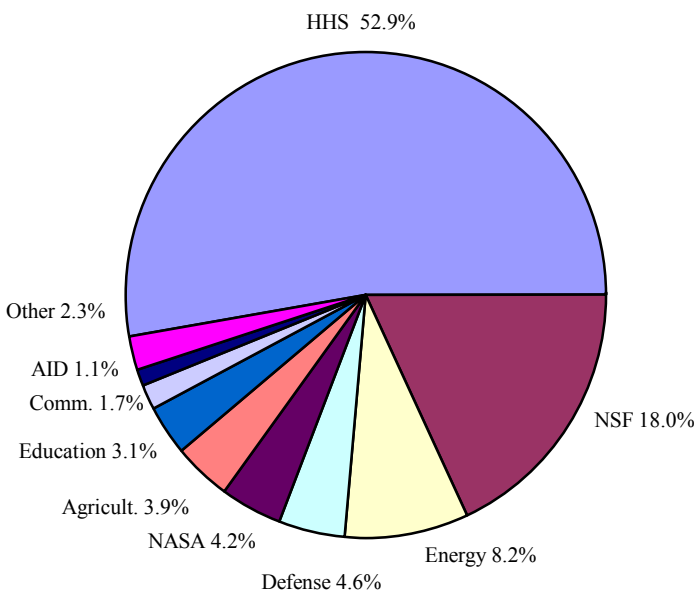
A. Between August 1, 2000 and July 31, 2001, UW-Madison received a total of \$693.5 million in extramural gift and grant awards. Federal awards accounted for 60% of this total; non-federal awards accounted for 40%. Approximately 73% of the awards were for research.

**2000-01 Extramural Support By Fund Source and Activity (in millions)**

Activity	Non-Federal	Federal	Total
Research	\$149.1	\$360.4	\$509.4
Non-Research	<u>\$132.1</u>	<u>\$52.0</u>	<u>\$184.1</u>
Total	\$281.2	\$412.4	\$693.5

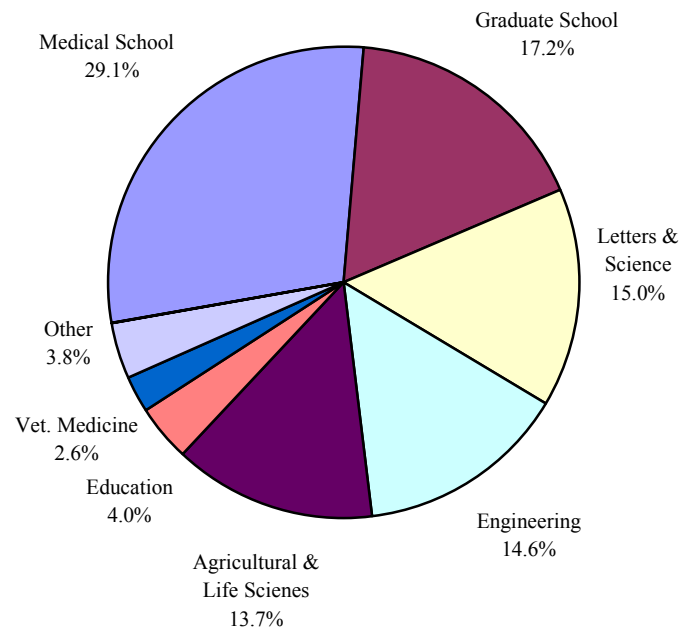
B. Nine federal agencies accounted for approximately 98% of the \$360.4 million that UW-Madison received in federal support for research.

**2000-01 Federal Research Awards By Agency (\$360.4 million)**



C. Seven schools and colleges accounted for approximately 96% of all awards for research; three schools and colleges accounted for almost two-thirds of research awards.

**2000-01 Extramural Support for Research By School/College (\$509.4 million)**



D. The three departments that received the largest amounts of total research awards were Engineering Experiment Station, Medicine, and Biochemistry, which were awarded \$39.0, \$26.6, and \$18.2 million respectively.

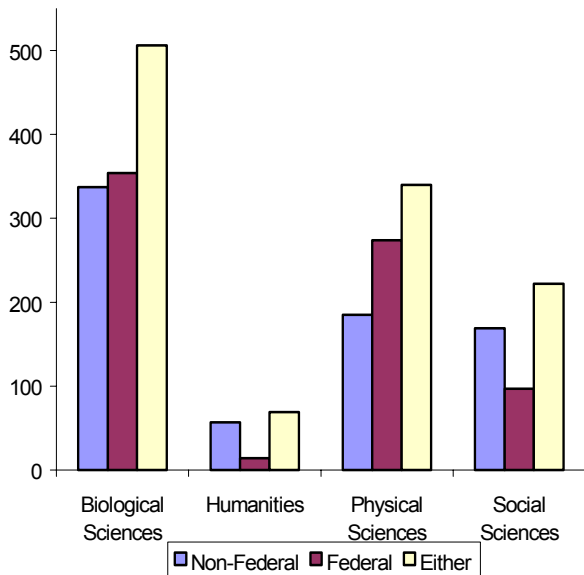
E. For combined research awards to faculty members, 52% were to those affiliated with the Biological Sciences, 2% to those affiliated with the Humanities, 34% to those affiliated with the Physical Sciences, and 12% to those affiliated with the Social Sciences.

F. Of all faculty members, 35% received non-federal research awards; 34% received federal research awards; and, 53% received either federal or non-federal research awards. Approximately 55% of Professors, 52% of Associate Professors, and 47% of Assistant Professors received research awards.

**2000-01 Percent of Faculty Members Receiving Extramural Research Support By Fund Source and Divisional Affiliation**

Divisional Affiliation	Non-Fed Only	Federal Only	Both	Total
Biological Sci.	22	25	27	74
Humanities	14	3	1	18
Physical Sci.	13	31	24	68
Social Sci.	21	9	8	38
All Faculty	19	18	16	53

**2000-01 Number of Faculty Members Receiving Extramural Research Support By Fund Source and Divisional Affiliation**



Prepared by the Office of Budget, Planning and Analysis.

G. For faculty members receiving either federal or non-federal research awards, 58% had research award totals of \$100,000 or more, and 9% had award totals less than \$10,000. (Award totals may include more than one gift or grant.) Eighty-seven faculty members had research award totals greater than \$1 million. The largest combined federal and non-federal award total for an individual faculty member was \$6.4 million.

H. From 1999-00 to 2000-01 non-federal research awards increased by 9% (\$9 million). Federal research awards increased by 18% (\$55 million). Total research awards increased by 16% (\$64 million).

Since 1996-97, non-federal research awards have increased at an average rate of 8% per year; federal research awards have increased at an average rate of 10% per year. Annual federal research awards increased by over \$100 million during that period.

**Extramural Research Support 1996-97 Through 2000-01**

